Comal County Environmental Health
OSSF Inspection Sheet

Installer Name: Swoyer **OSSF Installer #:** OS0026238

1st Inspection Date: 10/29/26 **2nd Inspection Date:** _____ **3rd Inspection Date:** _____

Inspector Name: Hendry **Inspector Name:** _____ **Inspector Name:** _____

Permit#: 119722 **Address:** 852 HERBELIN RD

No.	Description	Answer	Citations	Notes	1st Insp.	2nd Insp.	3rd Insp.
1	SITE AND SOIL CONDITIONS & SETBACK DISTANCES Site and Soil Conditions Consistent with Submitted Planning Materials	X	285.31(a) 285.30(b)(1)(A)(iv) 285.30(b)(1)(A)(v) 285.30(b)(1)(A)(iii) 285.30(b)(1)(A)(ii) 285.30(b)(1)(A)(i)		X		
2	SITE AND SOIL CONDITIONS & SETBACK DISTANCES Setback Distances Meet Minimum Standards	X	285.91(10) 285.30(b)(4) 285.31(d)		X		
3	SEWER PIPE Proper Type Pipe from Structure to Disposal System (Cast Iron, Ductile Iron, Sch. 40, SDR 26)	X	285.32(a)(1)		X		
4	SEWER PIPE Slope from the Sewer to the Tank at least 1/8 Inch Per Foot	X	285.32(a)(3)		X		
5	SEWER PIPE Two Way Sanitary - Type Cleanout Properly Installed (Add. C/O Every 100' &/or 90 degree bends)	X	285.32(a)(5)		X		
6	PRETREATMENT Installed (if required) TCEQ Approved List PRETREATMENT Septic Tank(s) Meet Minimum Requirements		285.32(b)(1)(G) 285.32(b)(1)(E)(iii) 285.32(b)(1)(E)(iv) 285.32(b)(1)(F) 285.32(b)(1)(B) 285.32(b)(1)(C)(i) 285.32(b)(1)(C)(ii) 285.32(b)(1)(D) 285.32(b)(1)(E) 285.32(b)(1)(A) 285.32(b)(1)(E)(ii)(II) 285.32(b)(1)(E)(i) 285.32(b)(1)(E)(ii)(I)				
7	PRETREATMENT Grease Interceptors if required for commercial		285.34(d)				

Inspector Notes: **10/29/26 CH:**

Comal County Environmental Health
OSSF Inspection Sheet

No.	Description	Answer	Citations	Notes	1st Insp.	2nd Insp.	3rd Insp.
8	SEPTIC TANK Tank(s) Clearly Marked SEPTIC TANK If SingleTank, 2Compartments Provided withBaffle SEPTIC TANK Inlet Flowline Greater than3" and " T " Provided on Inlet and OutletSEPTIC TANK Septic Tank(s) MeetMinimum Requirements		285.32(b)(1) (E)285.91(2)285.32(b)(1) (F)285.32(b)(1)(E) (iii)285.32(b)(1)(E)(ii) (II)285.32(b)(1)(E)(ii) (I)285.32(b)(1)(E) (i)285.32(b)(1) (D)285.32(b)(1)(C) (ii)285.32(b)(1)(C) (i)285.32(b)(1) (B)285.32(b)(1) (A)285.32(b)(1)(E)(iv)				
9	ALL TANKS Installed on 4" Sand Cushion/ Proper Backfill Used	X	285.32(b)(1)(F) 285.32(b)(1)(G) 285.34(b)		X		
10	SEPTIC TANK Inspection / Clean Out Port & Risers Provided on Tanks Buried Greater than 12" Sealed and Capped		285.38(d)				
11	SEPTIC TANK Secondary restraint system providedSEPTIC TANK Riser permanently fastened to lid or cast into tank SEPTIC TANK Riser cap protected against unauthorized intrusions		285.38(d) 285.38(e)				
12	SEPTIC TANK Tank Volume Installed						
13	PUMP TANK Volume Installed						
14	AEROBIC TREATMENT UNIT Size Installed	X			X		
15	AEROBIC TREATMENT UNIT Manufacturer AEROBIC TREATMENT UNIT Model Number	X X		MaxxAir-600; as per design	X X		
16	DISPOSAL SYSTEM Absorptive		285.33(a)(4) 285.33(a)(1) 285.33(a)(2) 285.33(a)(3)				
17	DISPOSAL SYSTEM Leaching Chamber		285.33(a)(1) 285.33(a)(3) 285.33(a)(4) 285.33(a)(2)				
18	DISPOSAL SYSTEM Evapo-transpirative		285.33(a)(3) 285.33(a)(4) 285.33(a)(1) 285.33(a)(2)				

Comal County Environmental Health
OSSF Inspection Sheet

No.	Description	Answer	Citations	Notes	1st Insp.	2nd Insp.	3rd Insp.
19	DISPOSAL SYSTEM Drip Irrigation		285.33(c)(3)(A)-(F)				
20	DISPOSAL SYSTEM Soil Substitution		285.33(d)(4)				
21	DISPOSAL SYSTEM Pumped Effluent		285.33(a)(4) 285.33(a)(3) 285.33(a)(1) 285.33(a)(2)				
22	DISPOSAL SYSTEM Gravelless Pipe		285.33(a)(3) 285.33(a)(2) 285.33(a)(4) 285.33(a)(1)				
23	DISPOSAL SYSTEM Mound		285.33(a)(3) 285.33(a)(1) 285.33(a)(2) 285.33(a)(4)				
24	DISPOSAL SYSTEM Other (describe) (Approved Design)	x	285.33(d)(6) 285.33(c)(4)	Surface spray	x		
25	DRAINFIELD Absorptive Drainline 3" PVC or 4" PVC						
26	DRAINFIELD Area Installed						
27	DRAINFIELD Level to within 1 inch per 25 feet and within 3 inches over entire excavation		285.33(b)(1)(A)(v)				
28	DRAINFIELD Excavation Width DRAINFIELD Excavation Depth DRAINFIELD Excavation Separation DRAINFIELD Depth of Porous Media DRAINFIELD Type of Porous Media						
29	DRAINFIELD Pipe and Gravel - Geotextile Fabric in Place		285.33(b)(1)(E)				
30	DRAINFIELD Leaching Chambers DRAINFIELD Chambers - Open End Plates w/Splash Plate, Inspection Port & Closed End Plates in Place (per manufacturers spec.)		285.33(c)(2)				
31	LOW PRESSURE DISPOSAL SYSTEM Adequate Trench Length & Width, and Adequate Separation Distance between Trenches		285.33(d)(1)(C)(i)				

Comal County Environmental Health
OSSF Inspection Sheet

No.	Description	Answer	Citations	Notes	1st Insp.	2nd Insp.	3rd Insp.
32	EFFLUENT DISPOSAL SYSTEM Utilized Only by Single Family Dwelling EFFLUENT DISPOSAL SYSTEM Topographic Slopes < 2.0% EFFLUENT DISPOSAL SYSTEM Adequate Length of Drain Field (1000 Linear ft. for 2 bedrooms or Less & an additional 400 ft. for each additional bedroom) EFFLUENT DISPOSAL SYSTEM Lateral Depth of 18 inches to 3 ft. & Vertical Separation of 1ft on bottom and 2 ft. to restrictive horizon and ground water respectfully EFFLUENT DISPOSAL SYSTEM Lateral Drain Pipe (1.25 - 1.5" dia.) & Pipe Holes (3/16 - 1/4" dia. Hole Size) 5 ft. Apart		285.33(b)(3)(A) 285.33(b)(3)(A) 285.33(b)(3) (B)285.91(13) 285.33(b)(3)(D) 285.33(b)(3)(F)				
33	AEROBIC TREATMENT UNIT Is Aerobic Unit Installed According to Approved Guidelines.	X	285.32(c)(1)		X		
34	AEROBIC TREATMENT UNIT Inspection/Clean Out Port & Risers Provided AEROBIC TREATMENT UNIT Secondary restraint system provided AEROBIC TREATMENT UNIT Riser permanently fastened to lid or cast into tank AEROBIC TREATMENT UNIT Riser cap protected against unauthorized intrusions	X X X X			X X X X		
35	AEROBIC TREATMENT UNIT Chlorinator Properly Installed with Chlorine Tablets in Place.	X			X		
36	PUMP TANK Is the Pump Tank an approved concrete tank or other acceptable materials & construction PUMP TANK Sampling Port Provided in the Treated Effluent Line PUMP TANK Check Valve and/or Anti- Siphon Device Present When Required PUMP TANK Audible and Visual High Water Alarm Installed on Separate Circuit From Pump						
37	PUMP TANK Inspection/Clean Out Port & Risers Provided PUMP TANK Secondary restraint system provided PUMP TANK Riser permanently fastened to lid or cast into tank PUMP TANK Riser cap protected against unauthorized intrusions						
38	PUMP TANK Secondary restraint system provided						
39	PUMP TANK Electrical Connections in Approved Junction Boxes / Wiring Buried						

Comal County Environmental Health
OSSF Inspection Sheet

No.	Description	Answer	Citations	Notes	1st Insp.	2nd Insp.	3rd Insp.
40	APPLICATION AREA Distribution Pipe, Fitting, Sprinkler Heads & Valve Covers Color Coded Purple?	X	285.33(d)(2)(G)(iii)(II) 285.33(d)(2)(G)(iii)(III) 285.33(d)(2)(G)(v) 285.33(d)(2)(G)(iii) 285.33(d)(2)(G)(iv) 285.33(d)(2)(G)(i) 285.33(d)(2)(G)(ii) 285.33(d)(2)(G)(iii)(I)		X		
41	APPLICATION AREA Low Angle Nozzles Used / Pressure is as required APPLICATION AREA Acceptable Area, nothing within 10 ft of sprinkler heads? APPLICATION AREA The Landscape Plan is as Designed	X X	285.33(d)(2)(G) (i)285.33(d)(2) (A)285.33(d)(2)(F)		X X		
42	APPLICATION AREA Area Installed	X			X		
43	PUMP TANK Meets Minimum Reserve Capacity Requirements						
44	PUMP TANK Material Type & Manufacturer						
45	PUMP TANK Type/Size of Pump Installed						

COMAL COUNTY

ENGINEER'S OFFICE

Permit of Authorization to Construct an On-Site Sewage Facility
Permit Valid For One Year From Date Issued

Permit Number: 119722

Issued This Date: 6/22/2026 3:47:48 PM

Issued to: DYLAN & PAYTON SKOGMAN

To start construction of a private, on-site sewage facility located at:

Location Description: 852 HERBELIN RD
NEW BRAUNFELS TX 78132

Subdivision: VINTAGE OAKS AT THE VINEYARD

Unit: 7

Lot: 1051

Block: 0

Acreage: 9.74

APPROVED MINIMUM SIZES AS PER ATTACHED DESIGN

Type of System: Aerobic
Surface Irrigation

This permit gives permission for the construction of the above referenced on-site facility to commence. Installation must be completed by an installer holding a valid registration card from the Texas Commission on Environmental Quality (TCEQ). Installation and inspection must comply with current TCEQ and Comal County requirements.

Call (830) 608-2090 to schedule inspections.

RECEIVED
By Kathy Griffin at 3:30 pm, May 26, 2026

COMAL COUNTY
ENGINEER'S OFFICE

OSSF DEVELOPMENT APPLICATION CHECKLIST

Staff will complete shaded items

Date Received	Initials	Permit Number
		119722

Instructions:

Place a check mark next to all items that apply. For items that do not apply, place "N/A". This OSSF Development Application Checklist **must** accompany the completed application.

OSSF Permit

- [x] Completed Application for Permit for Authorization to Construct an On-Site Sewage Facility and License to Operate
- [x] Site/Soil Evaluation Completed by a Certified Site Evaluator or a Professional Engineer
- [x] Planning Materials of the OSSF as Required by the TCEQ Rules for OSSF Chapter 285. Planning Materials shall consist of a scaled design and all system specifications.
- [x] Required Permit Fee - See Attached Fee Schedule
- [x] Copy of Recorded Deed
- [x] Surface Application/Aerobic Treatment System
  - [x] Recorded Certification of OSSF Requiring Maintenance/Affidavit to the Public
  - [x] Signed Maintenance Contract with Effective Date as Issuance of License to Operate

I affirm that I have provided all information required for my OSSF Development Application and that this application constitutes a completed OSSF Development Application.

Signature of Applicant

05/26/2026
Date

___ COMPLETE APPLICATION

Check No. _____ Receipt No._____

INCOMPLETE APPLICATION
___ (Missing Items Circled, Application Refeused)

Revised: September 2019

RECEIVED
By Kathy Griffin at 3:30 pm, May 26, 2026

COMAL COUNTY
ENGINEER'S OFFICE

ON-SITE SEWAGE FACILITY APPLICATION

195 DAVID JONAS DR
NEW BRAUNFELS, TX 78132
(830) 608-2090
WWW.CCEO.ORG

Date April 23, 2026 Permit Number 119722

1. APPLICANT / AGENT INFORMATION

Owner Name	DYLAN & PAYTON SKOGMAN	Agent Name	GREG JOHNSON, P.E.
Mailing Address	1659 ST HWY 46 W. SUITE 115 #448	Agent Address	170 HOLLOW OAK
City, State, Zip	NEW BRUANFELS TEXAS 78132	City, State, Zip	NEW BRAUNFELS, TEXAS 78132
Phone #	830-266-9464	Phone #	830-905-2778
Email	permitting@keithwing.com	Email	gregjohnsonpe@yahoo.com

2. LOCATION

Subdivision Name VINTAGE OAKS AT THE VINEYARD Unit 7 Lot 1051 Block

Survey Name / Abstract Number Acreage

Address 852 HERBELIN ROAD City NEW BRAUNFELS State TX Zip 78132

3. TYPE OF DEVELOPMENT

☒ Single Family Residential

Type of Construction (House, Mobile, RV, Etc.) DETACHED BARN / OFFICE

Number of Bedrooms

Indicate Sq Ft of Living Area 500

☐ Non-Single Family Residential

(Planning materials must show adequate land area for doubling the required land needed for treatment units and disposal area)

Type of Facility

Offices, Factories, Churches, Schools, Parks, Etc. - Indicate Number Of Occupants

Restaurants, Lounges, Theaters - Indicate Number of Seats

Hotel, Motel, Hospital, Nursing Home - Indicate Number of Beds

Travel Trailer/RV Parks - Indicate Number of Spaces

Miscellaneous

Estimated Cost of Construction: $ 200,000 (Structure Only)

Is any portion of the proposed OSSF located in the United States Army Corps of Engineers (USACE) flowage easement?

☐ Yes ☒ No (If yes, owner must provide approval from USACE for proposed OSSF improvements within the USACE flowage easement)

Source of Water ☐ Public ☒ Private Well ☐ Rainwater Collection

4. SIGNATURE OF OWNER

By signing this application, I certify that:

- The completed application and all additional information submitted does not contain any false information and does not conceal any material facts. I certify that I am the property owner or I possess the appropriate land rights necessary to make the permitted improvements on said property.
- Authorization is hereby given to the permitting authority and designated agents to enter upon the above described property for the purpose of site/soil evaluation and inspection of private sewage facilities..
- I understand that a permit of authorization to construct will not be issued until the Floodplain Administrator has performed the reviews required by the Comal County Flood Damage Prevention Order.
- I affirmatively consent to the online posting/public release of my e-mail address associated with this permit application, as applicable.

X Payton Skogman X 5/14/26

Signature of Owner Date

#119722

COMAL COUNTY TEXAS ENGINEER'S OFFICE

APPROVED

BY: Brandon Mark Olvera
DATE: 10/22/2026

VINTAGE OAKS AT THE VINEYARD, UNIT 7, LOT 1051

ON-SITE SEWAGE FACILITY APPLICATION

195 DAVID JONAS DR
NEW BRAUNFELS, TX 78132
(830) 608-2090
WWW.CCEO.ORG

Planning Materials & Site Evaluation as Required Completed By GREG W. JOHNSON, P.E.

System Description PROPRIETARY; AEROBIC TREATMENT AND SURFACE IRRIGATION

Size of Septic System Required Based on Planning Materials & Soil Evaluation

Tank Size(s) (Gallons) MAXX AIR M-600 **Absorption/Application Area (Sq Ft)** 2827

Gallons Per Day (As Per TCEQ Table III) 60

(Sites generating more than 5000 gallons per day are required to obtain a permit through TCEQ)

Is the property located over the Edwards Recharge Zone? ☒ Yes ☐ No

(If yes, the planning materials must be completed by a Registered Sanitarian (R.S.) or Professional Engineer (P.E.))

Is there an existing TCEQ approved WPAP for the property? ☒ Yes ☐ No

(if yes, the R. S. or P. E. shall certify that the OSSF design complies with all provisions of the existing WPAP.)

Is there at least one acre per single family dwelling as per 285.40(c)(1)? ☒ Yes ☐ No

If there is no existing WPAP, does the proposed development activity require a TCEQ approved WPAP? ☐ Yes ☒ No

(If yes, the R.S. or P. E. shall certify that the OSSF design will comply with all provisions of the proposed WPAP. A Permit to Construct will not be issued for the proposed OSSF until the proposed WPAP has been approved by the appropriate regional office.)

Is the property located over the Edwards Contributing Zone? ☐ Yes ☒ No

Is there an existing TCEQ approval CZP for the property? ☐ Yes ☒ No

(if yes, the P.E. or R.S. shall certify that the OSSF design complies with all provisions of the existing CZP)

If there is no existing CZP, does the proposed development activity require a TCEQ approved CZP? ☐ Yes ☒ No

(if yes, the P.E. or R.S. shall certify that the OSSF design will comply with all provisions of the proposed CZP. A Permit to construct will not be issued for the proposed OSSF until the CZP has been approved by the appropriate regional office.)

Is this property within an incorporated city? ☐ Yes ☒ No

If yes, indicate the city: _____

STATE OF TEXAS
GREG W. JOHNSON
67587
REGISTERED
PROFESSIONAL ENGINEER

FIRM #2585

By signing this application, I certify that:
- The information provided above is true and correct to the best of my knowledge.
- I affirmatively consent to the online posting/public release of my e-mail address associated with this permit application, as applicable

Signature of Designer

April 24, 2026
Date

AFFIDAVIT

THE COUNTY OF COMAL
STATE OF TEXAS

CERTIFICATION OF OSSF REQUIRING MAINTENANCE

According to Texas Commission on Environmental Quality Rules for On-Site Sewage Facilities (OSSF's), this document is filed in the Deed Records of Comal County, Texas.

I

The Texas Health and Safety Code, Chapter 366 authorizes the Texas Commission on Environmental Quality (TCEQ) to regulate on-site sewage facilities (OSSFs). Additionally, the Texas Water Code (TWC), § 5.012 and § 5.013, gives the commission primary responsibility for implementing the laws of the State of Texas relating to water and adopting rules necessary to carry out its powers and duties under the TWC. The commission, under the authority of the TWC and the Texas Health and Safety code, requires owner's to provide notice to the public that certain types of OSSFs are located on specific pieces of property. To achieve this notice, the commission requires a recorded affidavit. Additionally, the owner must provide proof of the recording to the OSSF permitting authority. This recorded affidavit is not a representation or warranty by the commission of the suitability of this OSSF, nor does it constitute any guarantee by the commission that the appropriate OSSF was installed.

II

An OSSF requiring a maintenance contract, according to 30 Texas Administrative Code §285.91(12) will be installed on the property described as (insert legal description):

7 UNIT/PHASE/SECTION _____ BLOCK 1051 LOT VINTAGE OAKS AT THE VINEYARD SUBDIVISION

IF NOT IN SUBDIVISION: _____ ACREAGE _____ SURVEY

The property is owned by (insert owner's full name): DYLAN SKOGMAN & PAYTON SKOGMAN

This OSSF must be covered by a continuous maintenance contract for the first two years. After the initial two-year service policy, the owner of an aerobic treatment system for a single family residence shall either obtain a maintenance contract within 30 days or maintain the system personally.

Upon sale or transfer of the above-described property, the permit for the OSSF shall be transferred to the buyer or new owner. A copy of the planning materials for the OSSF can be obtained from the Comal County Engineer's Office.

WITNESS BY HAND(S) ON THIS 14th DAY OF May ,20 26

X _____ DYLAN SKOGMAN

X Payton Skogman PAYTON SKOGMAN

Owner(s) signature(s) Owner (s) Printed name (s)

DYLAN SKOGMAN & PAYTON SKOGMAN

SWORN TO AND SUBSCRIBED BEFORE ME ON THIS 14th DAY OF May ,20 26

Notary Public Signature

DANIEL PARSONS
Notary ID #135516941
My Commission Expires
May 22, 2029

Filed and Recorded
Official Public Records
Bobbie Koepp, County Clerk
Comal County, Texas
05/26/2026 08:03:24 AM
MARY 1 Pages(s)
202606015410

Bobbie Koepp

AFFIDAVIT TO THE PUBLIC

THE COUNTY OF COMAL
STATE OF TEXAS

CERTIFICATION OF OSSF REQUIRING MAINTENANCE

According to Texas Commission on Environmental Quality Rules for On-Site Sewage Facilities, this document is filed in the Deed Records of Comal County, Texas.The Texas Health and Safety Code, Chapter 366 authorizes the Texas Commission on Environmental Quality (TCEQ) to regulate on-site sewage facilities (OSSFs). Additionally, the Texas Water Code (TWC), 5.012 and 5.013, gives the TCEQ primary responsibility for implementing the laws of the State of Texas relating to water and adopting rules necessary to carry out its powers and duties under the TWC. The TCEQ, under the authority of the TWC and the Texas Health and Safety Code, requires owners to provide notice to the public that certain types of OSSFs are located on specific pieces of property. To achieve this notice, the TCEQ requires a deed recording. Additionally, the owner must provide proof of the recording to the OSSF permitting authority. This deed certification is not a representation or warranty by the TCEQ of the suitability of this OSSF, nor does it constitute any guarantee by the TCEQ that the appropriate OSSF was installed.

An OSSF requiring a maintenance contract, according to 30 Texas Administrative Code 285.91(12) will be installed on the property described as (insert legal description):

Lot 1051 Block___ Subdivision Vintage oaks at the vineyard Unit 1051

not in Subdivision:____ Acres _____ Survey

The property is owned by

This OSSF must be covered by a continuous maintenance contract for the first two years. After the initial two-year service policy, the owner of an aerobic treatment system for a single family residence shall either obtain a maintenance contract within 30 days or maintain the system personally.

Upon sale or transfer of the above-described property, the permit for the OSSF shall be transferred to the buyer or new owner. A copy of the planning materials for the OSSF can be obtained from the Comal County Engineer's Office.

Dylan Skogman Owner Name _____ Owner Signature

Payton Skogman Owners Name Payton Skogman Owners Signature

This instrument was acknowledged before me on: 8 Day of November, 2023

Jessica Kilgore Notary's Printed Name

Jessica K Notary Public, State of Texas

Commission Expires: 11/10/2025

JESSICA LEE KILGORE
Notary ID #133442611
My Commission Expires
November 10, 2025

Affix Notary Stamp Above

Official County use only

Filed and Recorded
Official Public Records
Bobbie Koepp, County Clerk
Comal County, Texas
11/13/2023 08:28:06 AM
CHRISTY 1 Pages(s)
202306035814

Bobbie Koepp

THE COUNTY OF COMAL
STATE OF TEXAS

CERTIFICATION OF SINGLE FAMILY DWELLING

According to Texas Commission of Environmental Quality Rules for On-Site Sewage Facilities, this document is filed in the Deed Records of **COMAL COUNTY, TEXAS.**

I

Before me this day appeared **DYLAN SKOGMAN & PAYTON SKOGMAN**, being the owners of the referenced property at **852 HERBELIN ROAD**. They further state that the Residence and any additional living space on this property will be occupied only by a single family.

An OSSF requiring a Certification of Single Family Dwelling, will be installed on the property described as:

7 UNIT _____ BLOCK **1051** LOT **VINTAGE OAKS AT THE VINEYARD SUBDIVISION**

IF NOT IN SUBDIVISION: _____ ACREAGE _____ SURVEY

The property is owned by DYLAN SKOGMAN & PAYTON SKOGMAN

WITNESS MY HAND ON THIS 14th OF DAY OF May, **20 26**.

Payton Skogman
OWNER *(SIGNATURE)*

OWNER *(SIGNATURE)*

SWORN TO AND SUBSCRIBED BEFORE ME ON THIS 14th DAY OF May, **20 26** BY

DYLAN SKOGMAN
OWNER NAME *(PRINTED)*

PAYTON SKOGMAN
OWNER NAME *(PRINTED)*

Daniel Parsons
Notary Public Signature

DANIEL PARSONS
Notary ID #135516941
My Commission Expires
May 22, 2029

WASTEWATER TREATMENT FACILITY MONITORING AGREEMENT

Regulatory Authority COMAL
Block Creek Aerobic Services, LLC
444 A Old Hwy #9
Comfort, TX 78013
Off. (830) 995-3189
Fax. (830) 995-4051

VINTAGE OAKS AT THE VINEYARD,
UNIT 7, LOT 1051

Permit/License Number
Customer DYLAN & PAYTON SKOGMAN
Site Address 852 HERBELIN RD
City NEW BRAUNFELS Zip 78132
Mailing Address SAME
County COMAL Map # CCEO 57, D7
Phone 737-354-8910
Email

I. General: This Work for Hire Agreement (hereinafter referred to as "Agreement") is entered into by and between DYLAN & PAYTON SKOGMAN (hereinafter referred to as "Customer") and Block Creek Aerobic Services, LLC. By this agreement, Block Creek Aerobic Services, LLC and its employees (hereinafter inclusively referred to as "Contractor") agree to render services at the site address stated above, as described herein, and the Customer agrees to fulfill his/her/their responsibilities, as described herein.

II. Effective Date:

This Agreement commences on LTO and ends on _____ for a total of two (2) years (initial agreement) or one (1) year (thereafter). If this is an initial agreement (new installation), the Customer shall notify the Contractor within two (2) business days of the system's first use to establish the date of commencement. If no notification is received by Contractor within ninety (90) days after completion of installation or where county authority mandates, the date of commencement will be the date the "License to operate" (Notice of Approval) was issued by the permitting authority. This agreement may or may not commence at the same time as any warranty period of installed equipment, but in no case shall it extend the specified warranty.

III. Termination of Agreement:

This Agreement may be terminated by either party for any reason, including for example, substantial failure of either party to perform in accordance with the terms of this Agreement, without fault or liability of the terminating party. The terminating party must provide written notice to the non-terminating party thirty (30) days prior to the termination of this Agreement. If this Agreement is terminated, Contractor will be paid at the rate of $75.00 per hour for any work performed and for which compensation has not been received. After the deduction of all outstanding charges, any remaining monies from prepayment for services will be refunded to customer within thirty (30) days of termination of this Agreement. Either party terminating this Agreement for any reason, including non-renewal, shall notify in writing the equipment manufacturer and the appropriate regulatory agency a minimum of thirty (30) days prior to the date of such termination. Nonpayment of any kind shall be considered breach of contract and a termination of contract.

IV. Services:

Contractor will:

a. Inspect and perform routine upkeep on the On-Site Sewage Facility (hereinafter referred to as OSSF) as recommended by the treatment system manufacturer, and required by state and/or local regulation, for a total of three visits to site per year. The list of items checked at each visit shall be the: control panel, Electrical circuits, timer, Aeration including compressor and diffusers, CFM/PSI measured, lids safety pans, pump, compressor, sludge levels, and anything else required as per the manufacturer.

b. Provide a written record of visits to the site by means of an inspection tag attached to or contained in the control panel.

c. Repair or replace, if Contractor has the necessary materials at site, any component of the OSSF found to be failing or inoperative during the course of a routine monitoring visit. If such services are not covered by warranty, and the service(s) cost less than $100.00, Customer hereby authorizes Contractor to perform the service(s) and bill Customer for said service(s). When service costs are greater than $100.00, or if contractor does not have the necessary supplies at the site, Contractor will notify Customer of the required service(s) and the associated cost(s). Customer must notify Contractor of arrangements to affect repair of system with in two (2) business days after said notification.

d. Provide sample collection and laboratory testing of TSS and BOD on a yearly basis (commercial systems only).

e. Forward copies of this Agreement and all reports to the regulatory agency and the Customer.

f. Visit site in response to Customer's request for unscheduled services within forty-eight (48) hours of the date of notification (weekends and holidays excluded) of said request. Unless otherwise covered by warranty, costs for such unscheduled responses will be billed to Customer.

V. Disinfection:

_____ RC

© copyright
all rights reserved

Customer's Initials

Contractor's Initials

_____Not required; X required. The responsibility to maintain the disinfection device(s) and provide any necessary chemicals is that of the Customer.

VI. Electronic Monitoring:

Electronic Monitoring is not included in this Agreement.

VII. Performance of Agreement:

Commencement of performance by Contractor under this Agreement is contingent on the following conditions:

a. If this is an initial Agreement (new installation):

1. Contractor's receipt of a fully executed original copy or facsimile of this agreement and all documentation requested by Contractor.

If the above conditions are not met, Contractor is not obligated to perform any portion of this Agreement.

VIII. Customer's Responsibilities:

The customer is responsible for each and all of the following:

a. Provide all necessary yard or lawn maintenance and removal of all obstacles, including but not limited to dogs and other animals, vehicles, trees, brush, trash, or debris, as needed to allow the OSSF to function properly, and to allow Contractor safe and easy access to all parts of the OSSF.

b. Protect equipment from physical damage including but not limited to that damage caused by insects.

c. Maintain a current license to operate, and abide by the conditions and limitations of that license, and all requirements for and OSSF from the State and/or local regulatory agency, whichever requirements are more stringent, as well as the proprietary system's manufacturer recommendations.

d. Notify Contactor immediately of any and all alarms, and/or any and all problems with, including failure of, the OSSF.

e. Provide, upon request by Contractor, water usage records for the OSSF so that the Contractor can perform a proper evaluation of the performance of the OSSF.

f. Allow for samples at both the inlet and outlet of the OSSF to be obtained by Contractor for the purpose of evaluating the OSSF's performance. If these samples are taken to a laboratory for testing, with the exception of the service provided under Section IV (d) above, Customer agrees to pay Contractor for the sample collection and transportation, portal to portal, at a rate of $35.00 per hour, plus the associated fees for laboratory testing.

g. Prevent the backwash or flushing of water treatment or conditioning equipment from entering the OSSF.

h. Prevent the condensation from air conditioning or refrigeration units, or the drains of icemakers, from hydraulically overloading the aerobic treatment units. Drain lines may discharge into the surface application pump tank if approved by system designer.

i. Provide for pumping and cleaning of tanks and treatment units, when and as recommended by Contactor, at Customer's expense.

j. Maintain site drainage to prevent adverse effects on the OSSF.

k. Pay promptly and fully, all Contractor's fees, bills, or invoices as described herein.

IX. Access by Contractor:

Contractor is hereby granted an easement to the OSSF for the purpose of performing services described herein. Contractor may enter the property during Contractor's normal business hours and/or other reasonable hours without prior notice to Customer to perform the Services and/or repairs described herein. Contractor shall have access to the OSSF electrical and physical components. Tanks and treatment units shall be accessible by means of man ways, or risers and removable covers, for the purpose of evaluation as required by State and/or local rules and the proprietary system manufacturer. It is Customers responsibility to keep lids exposed and accessible at all times.

X. Limit of Liability:

Contractor shall not be held liable for any incidental, consequential, or special damages, or for economic loss due to expense, or for loss of profits or income, or loss of use to Customer, whether in contract tort or any other theory. In no event shall Contractor be liable in an amount exceeding the total Fee for Services amount paid by Customer under this Agreement.

XI. Indemnification:

Customer (whether one or more) shall and does hereby agree to indemnify, hold harmless and defend Contractor and each of its successors, assigns, heirs, legal representatives, devisees, employees, agents and/or counsel (collectively "Indemnitees") from and against any and all liabilities, claims, damages, losses, liens, causes of action, suits, fines, judgments and other expenses (including, but not limited to, attorneys' fees and expenses and costs of investigation), of any kind, nature or description, (hereinafter collectively referred to as "Liabilities") arising out of, caused by, or resulting, in whole or in part, from this Agreement.

RC

Customer's Initials

© copyright
all rights reserved

Contractor's Initials

THIS INDEMNITIFCATION APPLIES EVEN IF SUCH LIABILITIES ARE CAUSED BY THE CONCURRENT OR CONTRIBUTORY NEGLIGENCE OR BY THE STRICT LIABILITY OF ANY INDEMNITEE.

Customer hereby waives its right of recourse as to any Indemnitee when Indemnification applies, and Customer shall require its insurer(s) to waive its/their right of subrogation to the extent such action is required to render such waiver of subrogation effective. Customer shall be subrogated to Indemnitees with respect to all rights Indemnitees may have against third parties with respect to matters as to which Customer provides indemnity and/or defense to Indemnitees. No Indemnification is provided to Indemnitees when the liability or loss results from (1) the sole responsibility of such Indemnitee; or, (2) the willful misconduct of such Indemnitee. Upon irrevocable acceptance of this Indemnification obligation, Customer, in its sole discretion, shall select and pay counsel to defend Indemnitees of and from any action that is subject to this Indemnification provision. Indemnitees hereby covenant not to compromise or settle any claim or cause of action for which Customer has provided Indemnification without the consent of Customer.

XII. Severability:

If any provision of the "Proposal and Contract" shall be held to be invalid or unenforceable for any reason, the remaining provisions shall continue to be valid and enforceable. If a court finds that any provision of the "Agreement" is invalid or unenforceable, but that by limiting such provision it would become valid and enforceable, then such provision shall be deemed to be written, construed, and enforced as so limited.

XIII. Fee for Services:

The Fee for Services does not include any fees for equipment, material, labor necessary for non-warranty repairs, unscheduled inspections, or Customer requested visits to the site.

XIV. Payment:

Full payment is due upon execution of this Agreement (Required of new Customer). For any other service(s) or repair(s) provided by Contractor the Customer shall pay the invoice(s) for said service(s) or repair(s) within thirty (30) days of the invoice date. The Contractor shall mail all invoices on the date of invoice. All payments not received within thirty (30) days from the invoice date will be subject to a $29.00 late penalty and a 1.5% per month carrying charge, as well as any reasonable attorney's fees, and all collection and court costs incurred by Contractor in collection of unpaid debt(s). Contractor may terminate contract at any time for nonpayment for services. Any check returned to Contractor for any reason will be assessed a $30.00 return check fee.

XV. Application or Transfer of payment:

The fees paid for this agreement may be transferred to subsequent property owner(s); however, this Agreement is not transferable. Customer shall advise the subsequent property owner(s) of the State requirement that they sign a replacement agreement authorizing Contractor to perform the herein described Services, and accepting Customer's Responsibilities. This replacement Agreement must be signed and received in Contractor's offices within ten (10) business days of date of transfer of property ownership. Contractor will apply all funds received from Customer first to any past due obligation arising from this Agreement including late fees or penalties, return check fees, and/or charges for services or repairs not paid within thirty (30) days of invoice date. Any remaining monies shall be applied to the funding of the replacement Agreement. The consumption of funds in this manner may cause a reduction in the termination date of effective coverage per this Agreement. See Section IV.

XVI. Entire Agreement:

This agreement contains the entire Agreement of the parties, and there are no other conditions in any other agreement, oral or written.

Rudy Carson

Block Creek Aerobic Services, LLC,
Contractor
MP# 0002036

X Customer Signature

5/14/26
Date

Customer's Initials

© copyright
all rights reserved

RC

Contractor's Initials

Greg W. Johnson, P.E.
170 Hollow Oak
New Braunfels, Texas 78132
830/905-2778

April 24, 2026

Comal County Office of Environmental Health
195 David Jonas Drive
New Braunfels, Texas 78132-3760

RE- SEPTIC DESIGN
852 HERBELIN RD
VINTAGE OAKS AT THE VINEYARD, UNIT 7, LOT 1051
NEW BRAUNFELS, TX 78132
SKOGMAN RESIDENCE

Brandon /Brenda,

The referenced property is located within the Edwards Aquifer Recharge Zone. This OSSF design will comply with requirements in the WPAP.

Temporary erosion and sedimentation controls should be utilized as necessary prior to construction. If any sensitive feature (caves, solution cavities, sink holes, etc.) is discovered during construction, activities must be suspended immediately and the applicant or his agent must immediately notify the TCEQ Regional Office. After that operations can only proceed after the Executive Director approves required additional engineered impact plans.

Designed in accordance with Chapter 285, Subchapter D, §285.40,285.41, & 285.42, Texas Commission on Environmental Quality (Effective September 1, 2023).

04/24/26

Greg W. Johnson, P.E. No. 67587 / F#2585
170 Hollow Oak
New Braunfels, Texas 78132 - 830/905-2778

STATE OF TEXAS
GREG W. JOHNSON
67587
REGISTERED
PROFESSIONAL ENGINEER

ON-SITE SEWERAGE FACILITY
SOIL EVALUATION REPORT INFORMATION

Date Soil Survey Performed: **April 23, 2026**

Site Location: **VINTAGE OAKS at the VINEYARD, UNIT 7, LOT 1051**

Proposed Excavation Depth: **N/A**

Requirements:

At least two soil excavations must be performed on the site, at opposite ends of the proposed disposal area.
Locations of soil boring or dug pits must be shown on the site drawing.
For subsurface disposal, soil evaluations must be performed to a depth of at least two feet below the proposed excavation depth. For surface disposal, the surface horizon must be evaluated.
Describe each soil horizon and identify any restrictive features on the form. Indicate depths where features appear.

SOIL BORING NUMBER **SURFACE EVALUATION**

Depth (Feet)	Texture Class	Soil Texture	Gravel Analysis	Drainage (Mottles/ Water Table)	Restrictive Horizon	Observations
0 – 12"	**IV**	**CLAY**	**N/A**	**NONE OBSERVED**	**LIMESTONE @ 12"**	**BROWN**
1						
2						
3						
4						
5						

SOIL BORING NUMBER **SURFACE EVALUATION**

Depth (Feet)	Texture Class	Soil Texture	Gravel Analysis	Drainage (Mottles/ Water Table)	Restrictive Horizon	Observations
0	**SAME**		**AS**		**ABOVE**	
1						
2						
3						
4						
5						

I certify that the findings of this report are based on my field observations and are accurate to the best of my ability.

Greg W. Johnson, P.E. 67587-F2585, S.E. 11561

04/23/26
Date

OSSF SOIL EVALUATION REPORT INFORMATION

Date: April 24, 2026

Applicant Information:

Name: DYLAN & PAYTON SKOGMAN
Address: c/o 1659 ST. HWY 46 W. SUITE 115 #448
City: NEW BRAUNFELS State: TEXAS
Zip Code: 78132 Phone: _____

Site Evaluator Information:

Name: Greg W. Johnson, P.E., R.S., S.E. 11561
Address: 170 Hollow Oak
City: New Braunfels State: Texas
Zip Code: 78132 Phone & Fax (830)905-2778

Property Location:

Lot 1051 Unit 7 Blk ___ Subd. VINTAGE OAKS at the VINEYARD
Street Address: 852 HERBELIN ROAD
City: NEW BRAUNFELS Zip Code: 78132
Additional Info.: _____

Installer Information:

Name: _____
Company: _____
Address: _____
City: _____ State: _____
Zip Code: _____ Phone _____

Topography: Slope within proposed disposal area: 3 %

Presence of 100 yr. Flood Zone:	YES X NO___	
Existing or proposed water well in nearby area.	YES X NO___	>100' (EXISTING)
Presence of adjacent ponds, streams, water impoundments	YES___ NO X	
Presence of upper water shed	YES___ NO X	
Organized sewage service available to lot	YES___ NO X	

Design Calculations for Aerobic Treatment with Spray Irrigation:

Commercial
Q = _____ GPD _____

Residential Water conserving fixtures to be utilized? Yes X No_____
Number of Bedrooms the septic system is sized for: _____ Total sq. ft. living area _____
Q gal/day = (Bedrooms +1) * 75 GPD - (20% reduction for water conserving fixtures)
Q = (_____ +1)*75-(20%)= 60

NOTE: GARAGE / PERSONAL OFFICE @ 60 GPD

Trash Tank Size 353 Gal.
TCEQ Approved Aerobic Plant Size 600 G.P.D.
Req'd Application Area = Q/Ri = 60 / 0.064 = 938 sq. ft.
Application Area Utilized = 2827 sq. ft.
Pump Requirement 12 Gpm @ 41 Psi (Redjacket 0.5 HP 18 G.P.M. series or equivalent)
Dosing Cycle: _____ ON DEMAND or X TIMED TO DOSE IN PREDAWN HOURS
Pump Tank Size = 768 Gal. 14.5 Gal/inch.
Reserve Requirement = 20 Gal. 1/3 day flow.
Alarms: Audible & Visual High Water Alarm & Visual Air Pump malfunction
With Chlorinator NSF/TCEQ APPROVED
SCH-40 or SDR-26 3" or 4" sewer line to tank
Two way cleanout
Pop-up rotary sprinkler heads w/ purple non-potable lids
1" Sch-40 PVC discharge manifold
APPLICATION AREA SHOULD BE SEEDED AND MAINTAINED WITH VEGETATION.
EXPOSED ROCK WILL BE COVERED WITH SOIL .

I HAVE PERFORMED A THOROUGH INVESTIGATION BEING A REGISTERED PROFESSIONAL ENGINEER AND SITE EVALUATOR IN ACCORDANCE WITH CHAPTER 285, SUBCHAPTER D, §285.30, & §285.40 (REGARDING RECHARGE FEATURES), TEXAS COMMISSION OF ENVIRONMENTAL QUALITY (EFFECTIVE DECEMBER 29, 2016)

GREG W. JOHNSON, P.E. F#002585 - S.E. 11561

4/24/26
DATE

STATE OF TEXAS
GREG W. JOHNSON
67587
REGISTERED
PROFESSIONAL ENGINEER

FIRM #2585

COMAL COUNTY TEXAS ENGINEER'S OFFICE

APPROVED

BY: Brandon Mark Olvera
DATE: 10/22/2026

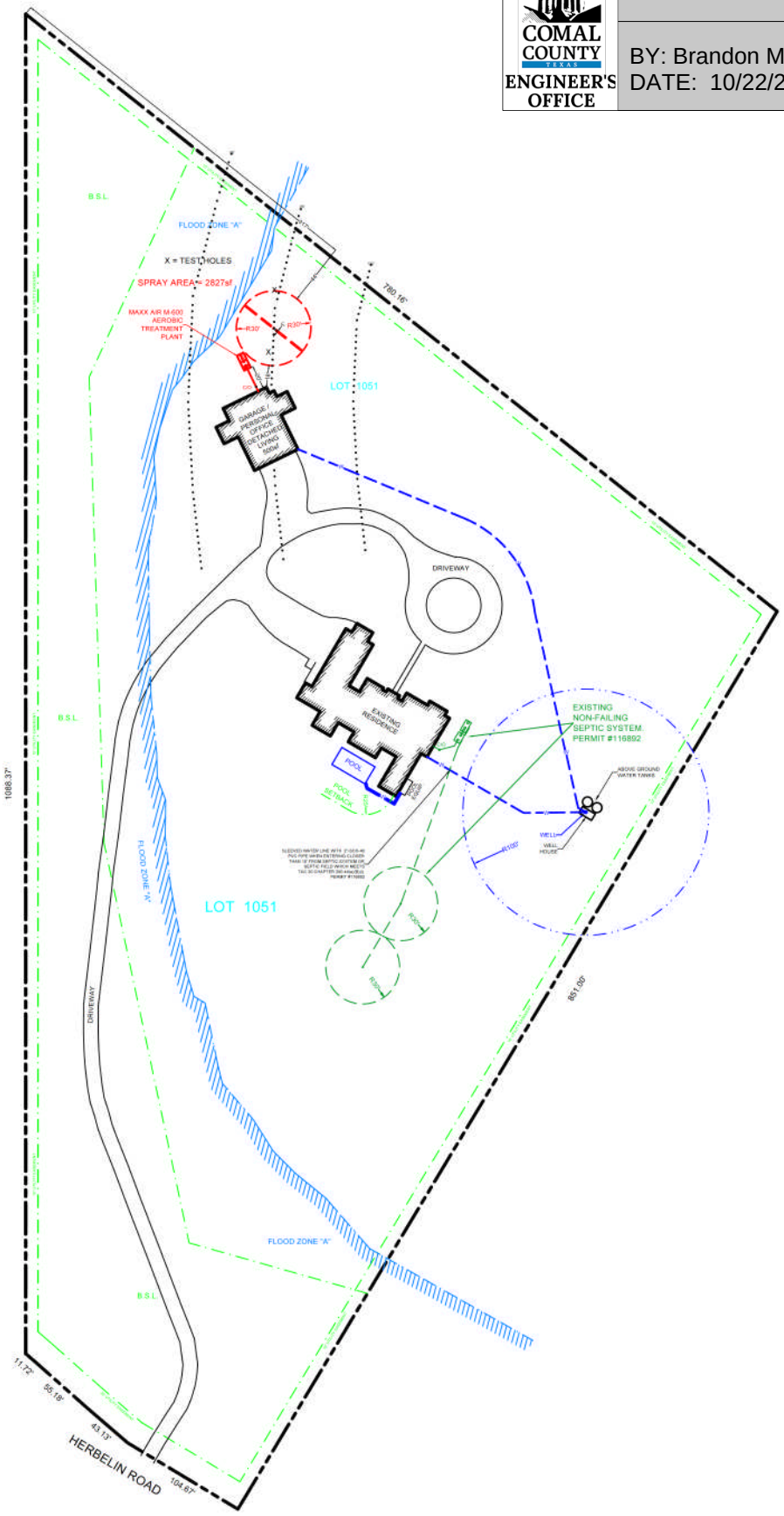

STATE OF TEXAS
GREG W. JOHNSON
67587
REGISTERED
PROFESSIONAL ENGINEER

OWNER: DYLAN & PAYTON SKOGMAN				DRAWN BY: EJS III	
STREET ADDRESS: 852 HERBELIN ROAD					
LEGAL DESC: VINTAGE OAKS at the VINEYARD		UNIT/SECTION/PHASE: 7		BLOCK:	LOT: 1051
PREPARED BY: GREG W. JOHNSON, P.E. F#002585	SCALE: 1"=40'	DATE: 4/24/2026		REVISED: 10/15/2026	

COMAL COUNTY TEXAS
ENGINEER'S OFFICE

APPROVED

BY: Brandon Mark Olvera
DATE: 10/22/2026

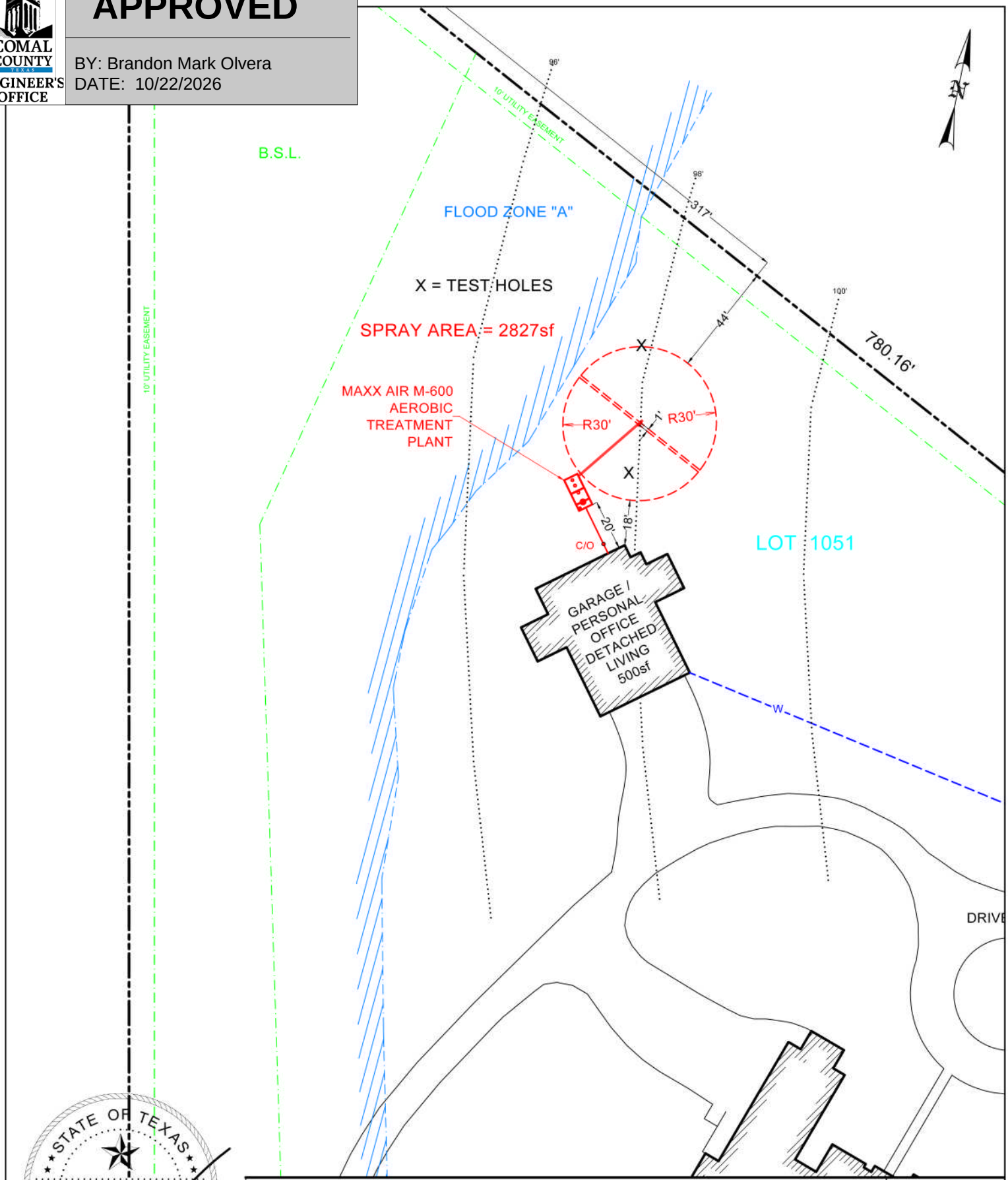

STATE OF TEXAS
GREG W. JOHNSON
67537
REGISTERED
PROFESSIONAL ENGINEER

OWNER: DYLAN & PAYTON SKOGMAN				DRAWN BY: EJS III	
STREET ADDRESS: 852 HERBELIN ROAD					
LEGAL DESC: VINTAGE OAKS at the VINEYARD		UNIT/SECTION/PHASE: 7		BLOCK:	LOT: 1051
PREPARED BY: GREG W. JOHNSON, P.E. F#002585	SCALE: 1"=50'	DATE: 4/24/2026		REVISED: 10/15/2026	

COMAL COUNTY TEXAS ENGINEER'S OFFICE

APPROVED

BY: Brandon Mark Olvera
DATE: 10/22/2026

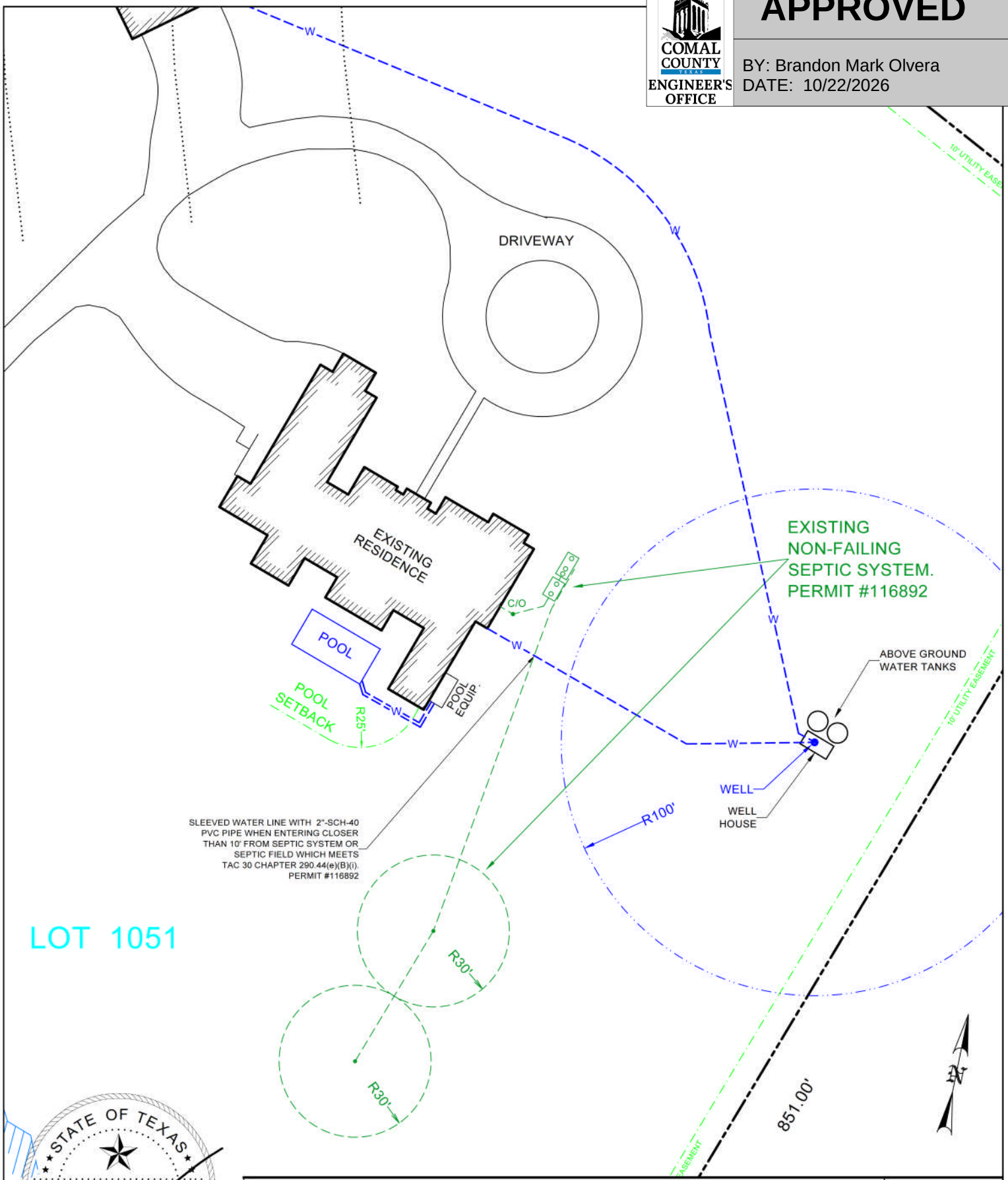

STATE OF TEXAS
GREG W. JOHNSON
67587
REGISTERED
PROFESSIONAL ENGINEER

OWNER: DYLAN & PAYTON SKOGMAN				DRAWN BY: EJS III	
STREET ADDRESS: 852 HERBELIN ROAD					
LEGAL DESC: VINTAGE OAKS at the VINEYARD		UNIT/SECTION/PHASE: 7	BLOCK:	LOT: 1051	
PREPARED BY: GREG W. JOHNSON, P.E. F#002585	SCALE: 1"=50'	DATE: 4/24/2026	REVISED: 10/15/2026		

COMAL COUNTY TEXAS ENGINEER'S OFFICE

APPROVED

BY: Brandon Mark Olvera
DATE: 10/22/2026

GENERAL NOTES:

1. Plant structure material to be precast concrete and steel.
2. Weight = 14,900 lbs.
3. Treatment capacity is 600 GPD. BOD Loading = 1.62 lbs. per day.
4. Standard tablet chlorinator or Optional Liquid chlorinator. NSF approved chlorinators (tablet & liquid) available.
5. Control Center w/ Timer for night spray application. .
7. 20" Ø acess riser w/ lid (Typical 4). Optional extension risers available.
8. 20 GPM 1/2 HP, high head effluent pump.
9. Air Compressor w/ concrete housing.
10. 1/2" Sch. 40 PVC Air Line (Max. 50 Lft from Plant).
11. 1" Sch. 40 PVC pipe to distribution system provided by contractor.

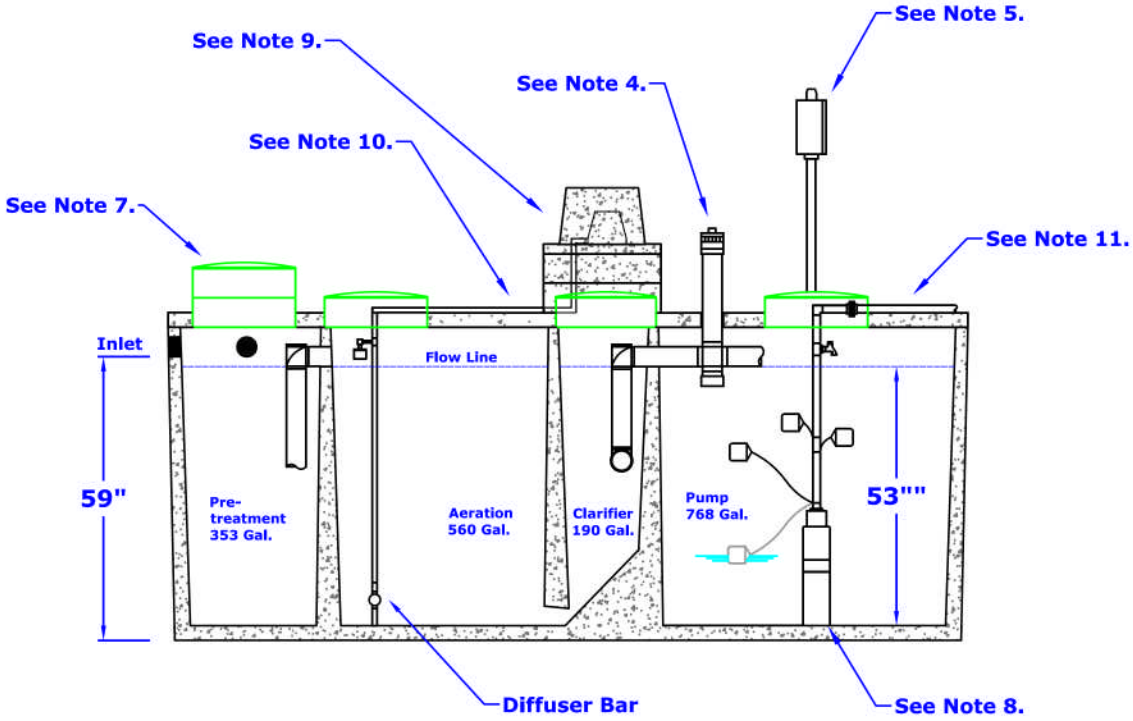

DIMENSIONS:
Outside Height: 67"
Outside Width: 63"
Outside Length: 164"

MINIMUM EXCAVATION DIMENSIONS:
Width: 76"
Length: 176"

STATE OF TEXAS
GREG W. JOHNSON
67587
REGISTERED
PROFESSIONAL ENGINEER

F-2585
10/15/2026

Maxx Air M-600 (600 GPD) Aerobic Treatment Plant (Assembled)

Dec, 2013
By: A.S.

Scale:
* All Dimensions subject to allowable specification tolerances.

Dwg. #: ADV-B550-3

Advantage Wastewater Solutions llc

Advantage Wastewater Solutions llc.
444 A Old Hwy No 9
Comfort, TX 78013
830-995-3189
fax 830-995-4051

COMAL COUNTY TEXAS ENGINEER'S OFFICE

APPROVED

BY: Brandon Mark Olvera
DATE: 10/22/2026

TANK NOTES:

Tanks must be set to allow a minimum of 1/8" per foot fall from the residence.

Tightlines to the tank shall be SCH-40 PVC.

A two way sanitary tee is required between residence and tank.

A minimum of 4" of sand, sandy loam, clay loam free of rock shall be placed under and around tanks

ALL WIRING MUST BE IN COMPLIANCE WITH THE MOST RECENT NATIONAL ELECTRIC CODE

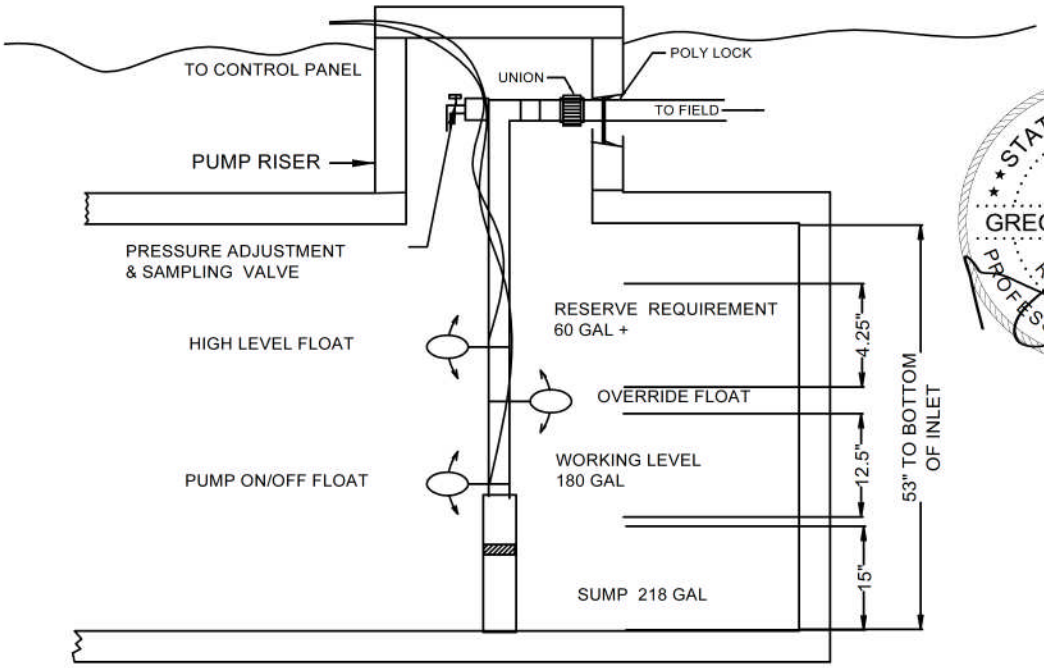

STATE OF TEXAS
GREG W. JOHNSON
67587
REGISTERED PROFESSIONAL ENGINEER

F-2585
10/15/26

TYPICAL PUMP TANK CONFIGURATION
MAXX AIR M600 768 GAL PUMP TANK

COMAL COUNTY ENGINEER'S OFFICE
APPROVED
BY: Brandon Mark Olvera
DATE: 10/22/2026

E-Series

Environmental Series Pumps

FPS

K-RAIN PRO-PLUS

Low Angle Performance Data

NOZZLE	PRESSURE PSI	RADIUS Feet	FLOW GPM	PRECIP in/hr ■	PRECIP in/hr ▲
#1.0	30	22	1.2	.48	.55
	40	24	1.7	.57	.66
	50	26	1.8	.51	.59
	60	28	2.0	.49	.57
#3.0	30	29	3.0	.69	.79
	40	32	3.1	.58	.67
	50	35	3.5	.55	.64
	60	37	3.8	.53	.62
#4.0	30	31	3.4	.68	.79
	40	34	3.9	.65	.75
	50	37	4.4	.62	.71
	60	38	4.7	.63	.72
#6.0	40	38	6.5	.87	1.00
	50	40	7.3	.88	1.01
	60	42	8.0	.87	1.01
	70	44	8.3	.86	0.99

Thermoplastic Performance

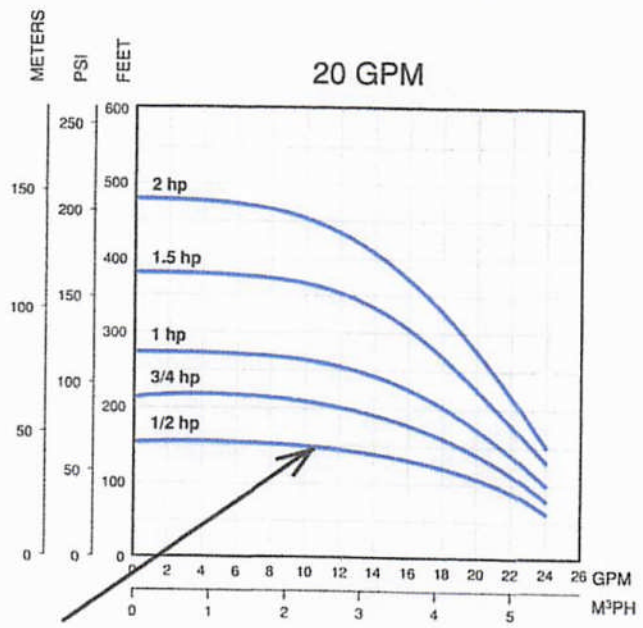

Thermoplastic Units Ordering Information

1/2 - 1.5 HP Single-Phase Units						
Order No.	Model	GPM	HP	Volt	Wire	Wt.
94741005	10FE05P4-2W115	10	1/2	115	2	24
94741010	10FE05P4-2W230	10	1/2	230	2	24
94741015	10FE07P4-2W230	10	3/4	230	2	28
94741020	10FE1P4-2W230	10	1	230	2	31
94741025	10FE15P4-2W230	10	1.5	230	2	46
94742005	20FE05P4-2W115	20	1/2	115	2	25
94742010	20FE05P4-2W230	20	1/2	230	2	25
94742015	20FE07P4-2W230	20	3/4	230	2	28
94742020	20FE1P4-2W230	20	1	230	2	31
94742025	20FE15P4-2W230	20	1.5	230	2	40

Thermoplastic 1/2 - 2 HP Pump Ends						
Order No.	Model	GPM	HP	Volt	Wire	Wt.
94751005	10FE05P4-PE	10	1/2	N/A	N/A	6
94751010	10FE07P4-PE	10	3/4	N/A	N/A	7
94751015	10FE1P4-PE	10	1	N/A	N/A	8
94751020	10FE15P4-PE	10	1.5	N/A	N/A	12
94752005	20FE05P4-PE	20	1/2	N/A	N/A	6
94752010	20FE07P4-PE	20	3/4	N/A	N/A	7
94752015	20FE1P4-PE	20	1	N/A	N/A	8
94752020	20FE15P4-PE	20	1.5	N/A	N/A	10
94752025	20FE2P4-PE	20	2	N/A	N/A	11

COMAL COUNTY
ENGINEER'S OFFICE

ON-SITE SEWAGE FACILITY APPLICATION

195 DAVID JONAS DR
NEW BRAUNFELS, TX 78132
(830) 608-2090
WWW.CCEO.ORG

Planning Materials & Site Evaluation as Required Completed By GREG W. JOHNSON, P.E.

System Description PROPRIETARY; AEROBIC TREATMENT AND SURFACE IRRIGATION

Size of Septic System Required Based on Planning Materials & Soil Evaluation

Tank Size(s) (Gallons) NUWATER R-550-RC **Absorption/Application Area (Sq Ft)** 2827

Gallons per Day (As Per TCEQ Table III) 60

(Sites generating more than 5000 gallons per day are required to obtain a permit through TCEQ)

VOID

Is the property located over the Edwards Recharge Zone? ☐ Yes ☐ No

(If yes, the planning materials must be completed by a Registered Sanitarian (R.S.) or Professional Engineer (P.E.))

Is there an existing TCEQ approved WPAP for the property? ☒ Yes ☐ No

(if yes, the R. S. or P. E. shall certify that the OSSF design complies with all provisions of the existing WPAP.)

Is there at least one acre per single family dwelling as per 30 TAC 285.40(c)(1)? ☒ Yes ☐ No

If there is no existing WPAP, does the proposed development activity require a TCEQ approved WPAP? ☐ Yes ☒ No

(If yes, the R.S. or P. E. shall certify that the OSSF design will comply with all provisions of the proposed WPAP. A Permit to Construct will not be issued for the proposed OSSF until the proposed WPAP has been approved by the appropriate regional office.)

Is the property located over the Edwards Contributing Zone? ☐ Yes ☒ No

Is there an existing TCEQ approval CZP for the property? ☐ Yes ☒ No

(if yes, the P.E. or R.S. shall certify that the OSSF design complies with all provisions of the existing CZP)

If there is no existing CZP, does the proposed development activity require a TCEQ approved CZP? ☐ Yes ☒ No

(if yes, the P.E. or R.S. shall certify that the OSSF design will comply with all provisions of the proposed CZP. A Permit to construct will not be issued for the proposed OSSF until the CZP has been approved by the appropriate regional office.)

Is this property within an incorporated city? ☐ Yes ☒ No

If yes, indicate the city: _____

STATE OF TEXAS
GREG W. JOHNSON
67587
REGISTERED
PROFESSIONAL ENGINEER

FIRM #2585

By signing this application, I certify that:
- The information provided above is true and correct to the best of my knowledge.
- I affirmatively consent to the online posting/public release of my e-mail address associated with this permit application, as applicable

Signature of Designer

April 24, 2026
Date

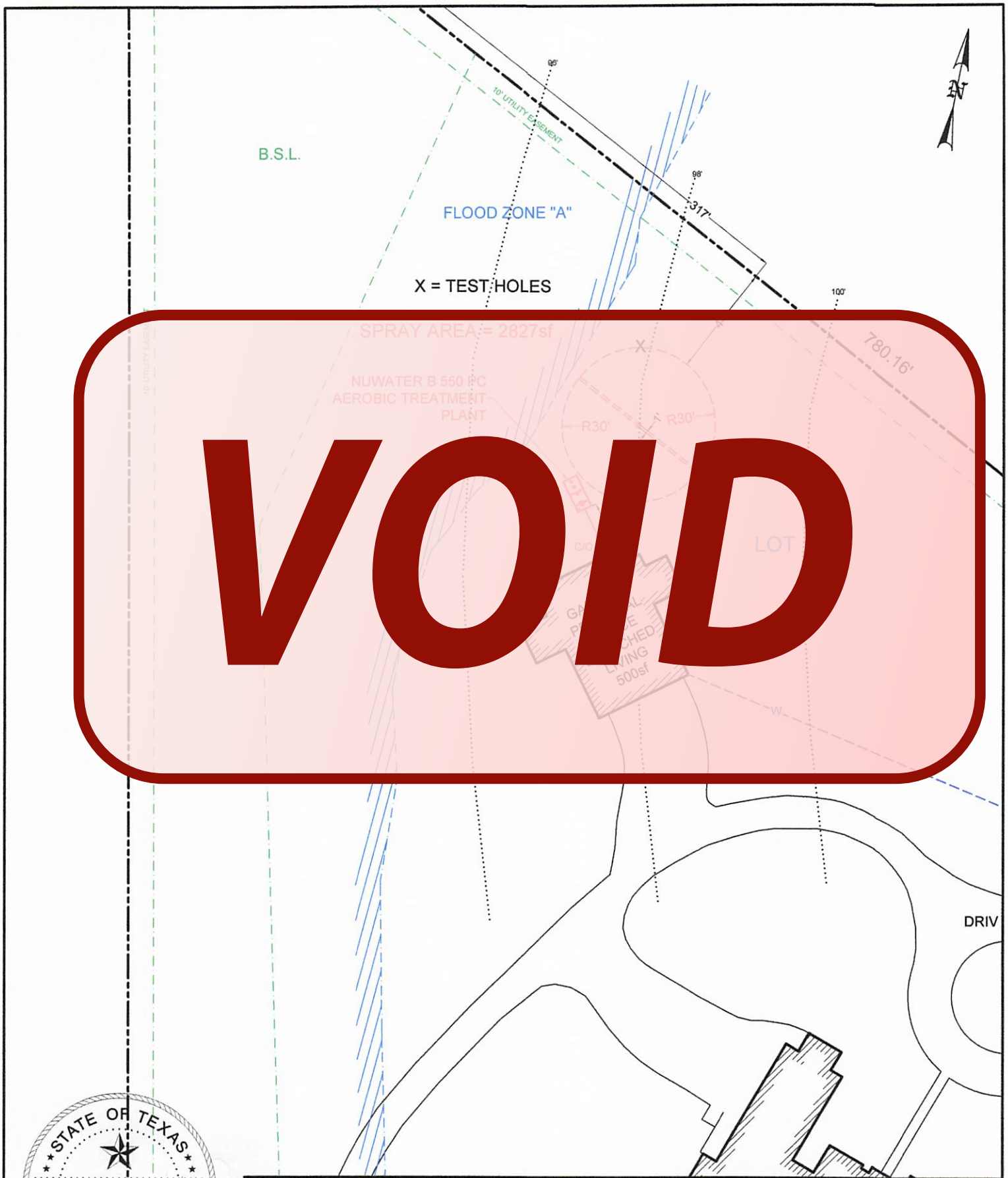

VOID

STATE OF TEXAS
GREG W. JOHNSON
67587
REGISTERED
PROFESSIONAL ENGINEER

OWNER: DYLAN & PAYTON SKOGMAN				DRAWN BY: EJS III	
STREET ADDRESS: 852 HERBELIN ROAD					
LEGAL DESC: VINTAGE OAKS at the VINEYARD		UNIT/SECTION/PHASE: 7	BLOCK:	LOT: 1051	
PREPARED BY: GREG W. JOHNSON, P.E. F#002585	SCALE: 1"=50'	DATE: 4/24/2026		REVISED:	

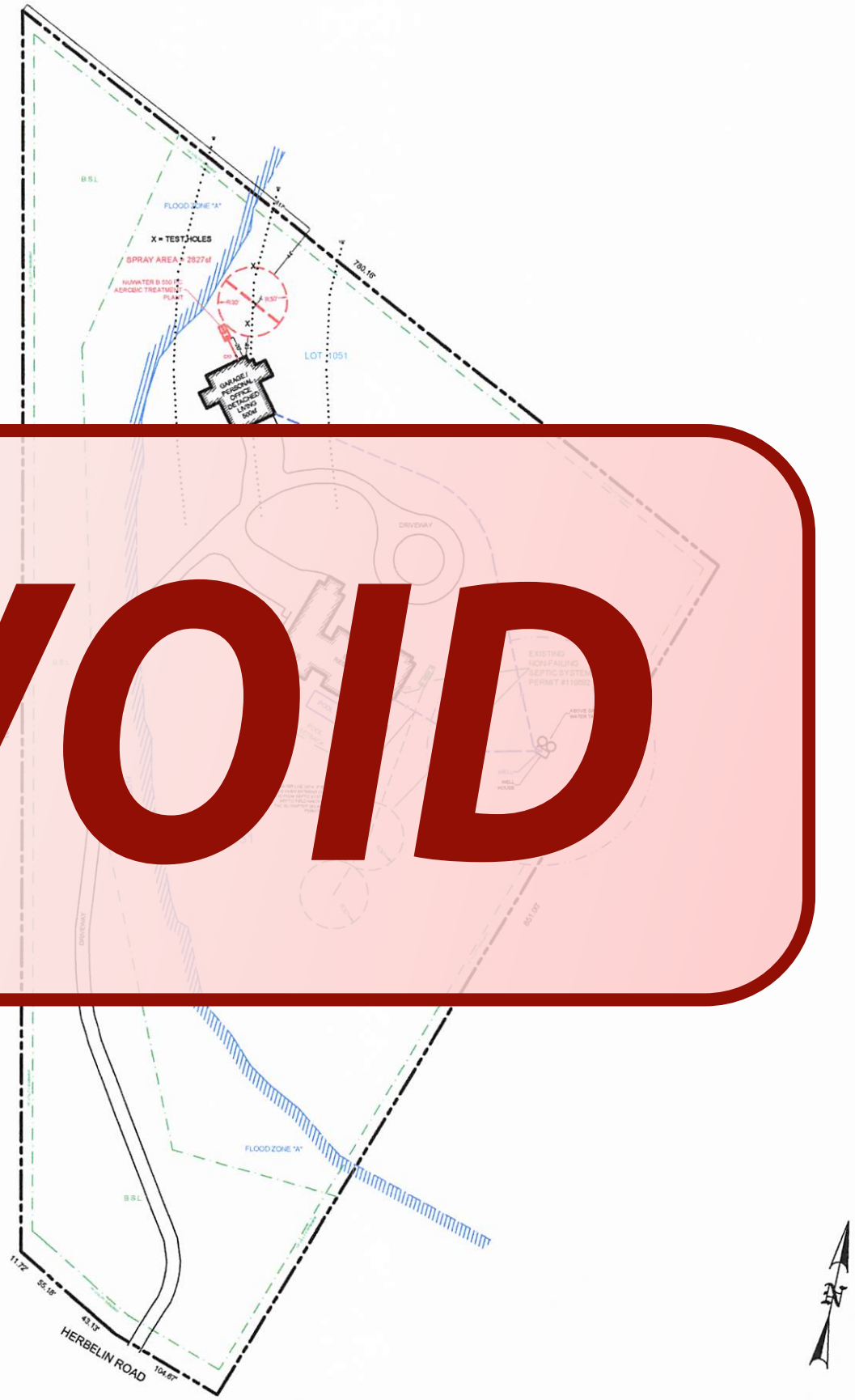

VOID

STATE OF TEXAS
GREG W. JOHNSON
67587
REGISTERED
PROFESSIONAL ENGINEER

OWNER: DYLAN & PAYTON SKOGMAN				DRAWN BY: EJS III	
STREET ADDRESS: 852 HERBELIN ROAD					
LEGAL DESC: VINTAGE OAKS at the VINEYARD		UNIT/SECTION/PHASE: 7	BLOCK:	LOT: 1051	
PREPARED BY: GREG W. JOHNSON, P.E. F#002585	SCALE: 1"=40'	DATE: 4/24/2026		REVISED:	

Assembly Details

OSSF

STATE OF TEXAS
GREG W. JOHNSON
67587
REGISTERED PROFESSIONAL ENGINEER

12581
04/24/26

GENERAL NOTES:

1. Plant structure material to be precast concrete and steel.
2. Maximum burial depth is 30" from slab top to grade.
3. Weight = 14,900 lbs.
4. Treatment capacity is 600 GPD. Pump compartment set-up for a 360 GPD Flow Rate (4 beedroom, < 4,000 sq/ft living aera). Please specify for additional set-up requirements. BOD Loading = 1.62 lbs. per day.
5. Standard tablet chlorinator or Optional Liquid chlorinator. NSF approved chlorinators (tablet & liquid) available.
6. [illegible] / Timer for night spray application. Optional Micro D[illegible]e (min/sec)timer available for drip applications. Electric[illegible] Requirement to be 115 Volts, 60 Hz, Single Phase, 30 AMP, Grounded Receptacle.
7. 20" Ø acess riser w/ lid (Typical 4). Optional extension risers available.
8. 20 GPM 1/2 HP, high head effluent pump
9. HIBLOW Air Compressor w/ concrete housing.
10. 1/[illegible] Air Line (Max. 50 Lft from Plant).
11. 1" [illegible] to distribution system provided by c[illegible]tor.
12. 4[illegible] compac[illegible]d or gravel pad by Contractor

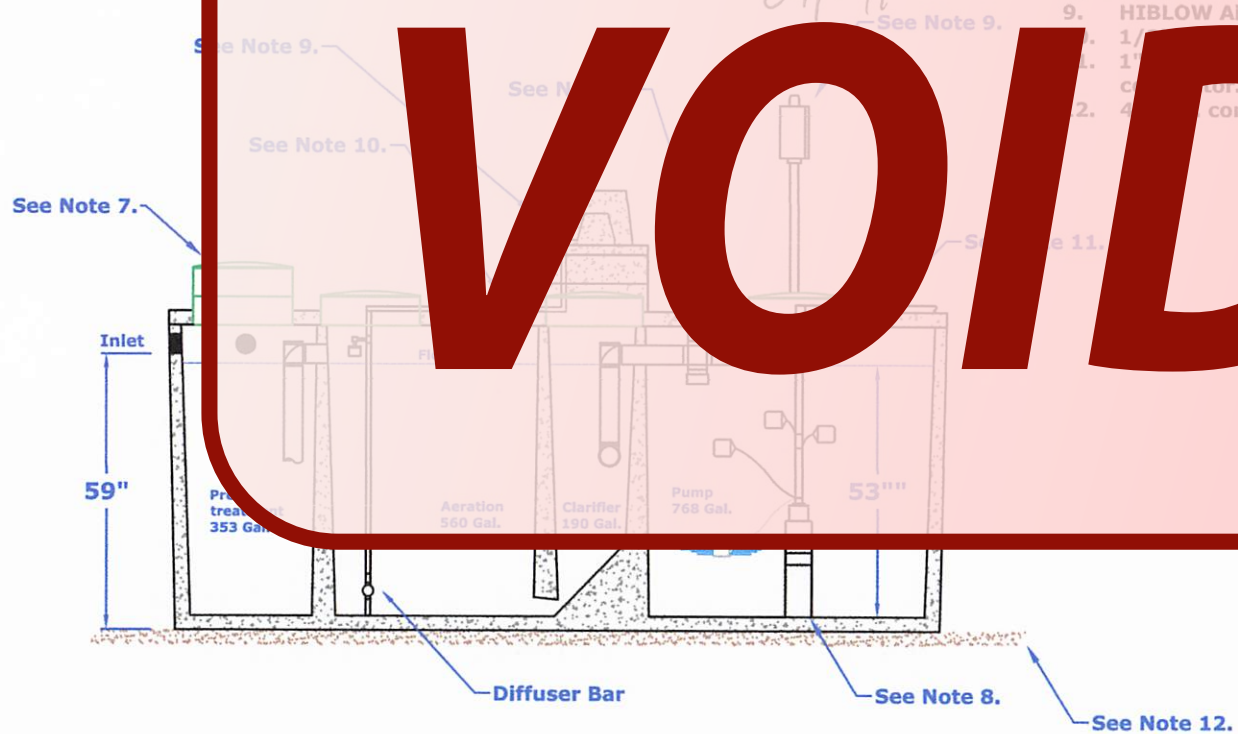

DIMENSIONS:
Outside Height: [illegible]7"
Outside Width: [illegible]"
Outside Length: [illegible]64"

MINIMUM EXCAVATION DIMENSIONS:
Width: 76"
Length: 176"

VOID

NuWater B-550 (600 GPD) Aerobic Treatment Plant (Assembled)

Model: B-550-PC-400PT

March, 2012 - Rev 1
By: A.S.

Scale:
* All Dimensions subject to allowable specification tolerances.

Dwg. #: ADV-B550-3

Advantage Wastewater Solutions llc

Advantage Wastewater Solutions llc.
444 A Old Hwy No 9
Comfort, TX 78013
830-995-3189
fax 830-995-4051

TANK NOTES:

Tanks must be set to allow a minimum of 1/8" per foot fall from the residence.

Tightlines to the tank shall be SCH-40 PVC.

A two way sanitary tee is required between residence and tank.

A minimum of 4" of sand, sandy loam, clay loam free of rock shall be placed under and around tanks

VOID

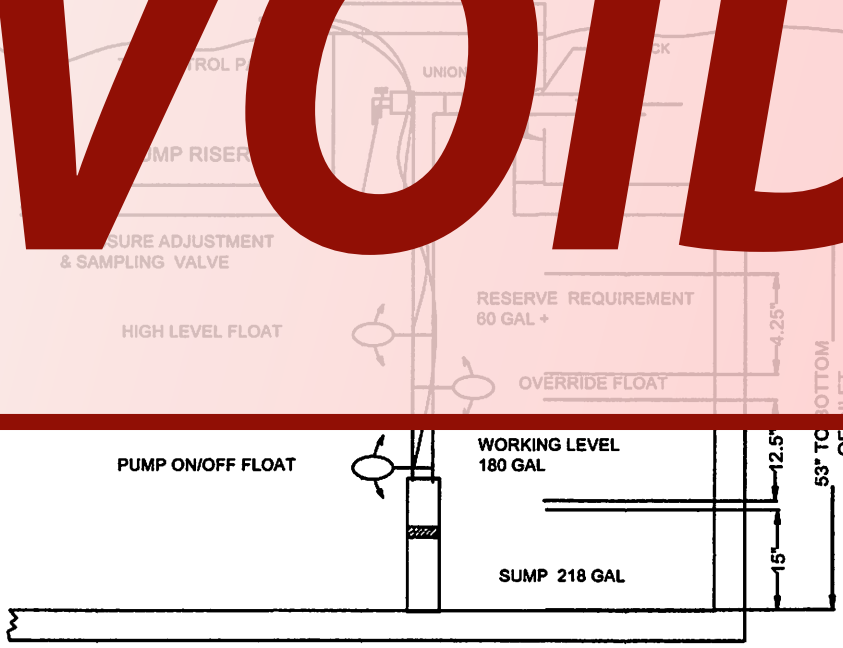

TYPICAL PUMP TANK CONFIGURATION
NU-WATER 550PC -400PT 768 GAL PUMP TANK

K-RAIN PRO-PLUS

Thermoplastic Performance

Low Angle Performance Data

NOZZLE	PRESSURE PSI	RADIUS Feet	FLOW GPM	PRECIP in/hr ■	PRECIP in/hr ▲
#1[illegible]0	30	22	1.2	.48	.55
	40	24	1.7	.57	.66
	50	26	1.8	.51	.59
	60	[illegible]8	2[illegible]	.49	[illegible]
#3[illegible]0	30	[illegible]9	[illegible]	.6[illegible]	[illegible]
	40	[illegible]2	[illegible]	[illegible]	.67
	50	[illegible]5	[illegible]	[illegible]	.64
	60	[illegible]	[illegible]	[illegible]	.62
#4[illegible]0	30	[illegible]	[illegible]4	[illegible]	.79
	40	[illegible]	3.9	[illegible]	.75
	50	[illegible]	4.4	[illegible]	.71
	60	[illegible]	4.7	[illegible]	.72
#6[illegible]0	40	[illegible]	6.5	[illegible]	[illegible]
	50	[illegible]	7.3	.88	[illegible]
	60	42	8.0	.87	1.01
	70	44	8.3	.86	0.99



VOID

Thermoplastic Units Ordering Information

1/2 - 1.5 HP Single-Phase Units						
Order No.	Model	GPM	HP	Volt	Wire	Wt.
94741005	10FE05P4-2W115	10	1/2	115	2	24
94741010	10FE05P4-2W230	10	1/2	230	2	24
94741015	10FE07P4-2W230	10	3/4	230	2	28
94741020	10FE1P4-2W230	10	1	230	2	31
94741025	10FE15P4-2W230	10	1.5	230	2	46
94742005	20FE05P4-2W115	20	1/2	115	2	25
94742010	20FE05P4-2W230	20	1/2	230	2	25
94742015	20FE07P4-2W230	20	3/4	230	2	28
94742020	20FE1P4-2W230	20	1	230	2	31
94742025	20FE15P4-2W230	20	1.5	230	2	40

Thermoplastic 1/2 - 2 HP Pump Ends						
Order No.	Model	GPM	HP	Volt	Wire	Wt.
94751005	10FE05P4-PE	10	1/2	N/A	N/A	6
94751010	10FE07P4-PE	10	3/4	N/A	N/A	7
94751015	10FE1P4-PE	10	1	N/A	N/A	8
94751020	10FE15P4-PE	10	1.5	N/A	N/A	12
94752005	20FE05P4-PE	20	1/2	N/A	N/A	6
94752010	20FE07P4-PE	20	3/4	N/A	N/A	7
94752015	20FE1P4-PE	20	1	N/A	N/A	8
94752020	20FE15P4-PE	20	1.5	N/A	N/A	10
94752025	20FE2P4-PE	20	2	N/A	N/A	11

22-45346-51

Warranty Deed with Vendor's Lien

Notice of confidentiality rights: If you are a natural person, you may remove or strike any or all of the following information from any instrument that transfers an interest in real property before it is filed for record in the public records: your Social Security number or your driver's license number.

Date: **March** 23rd**, 2022**

Grantor: **Julio C. Rosado and Belinda F. Rosado, husband and wife**

Grantor's Mailing Address: _____

Grantee: **Dylan Skogman and Payton Skogman, a married couple**

Grantee's Mailing Address: 13633 FM 2325, Wimberly, TX 78676

Consideration:

Cash and other good and valuable consideration along with a note of even date executed by Grantee and payable to the order of First Commercial Bank, NA in the principal amount of $264,000.00 (Two Hundred Sixty Four Thousand and 00/100 Dollars). The note is secured by a first and superior vendor's lien and superior title retained in this deed in favor of First Commercial Bank, NA and by a first-lien deed of trust of even date from Grantee to Mark A. Long, trustee.

Property (including any improvements):

Lot 1051, VINTAGE OAKS AT THE VINEYARD, UNIT 7, Comal County, Texas, according to Plat thereof recorded in Document No. 201406005729, Map and Plat Records of Comal County, Texas.

Reservations from Conveyance: None

Exceptions to Conveyance and Warranty:

This conveyance, however, is made and accepted subject to any and all restrictions, encumbrances, easements, covenants, and conditions, if any, relating to the hereinabove described property as the same are filed for record in County Clerk's Office of Comal County, Texas.

Grantor, for the Consideration and subject to the Reservations from Conveyance and the Exceptions to Conveyance and Warranty, grants, sells, and conveys to Grantee the Property, together with all and singular the rights and appurtenances thereto in any way belonging, to have and to hold it to Grantee and Grantee's heirs, successors, and assigns forever. Grantor binds Grantor and Grantor's heirs and successors to warrant and forever defend all and singular the Property to Grantee and Grantee's heirs, successors, and assigns against every person whomsoever lawfully claiming or to claim the same or any

part thereof, except as to the Reservations from Conveyance and the Exceptions to Conveyance and Warranty.

The Vendor's Lien against and Superior Title to the Property are retained until the Note described is fully paid according to its terms, at which time this Deed will become absolute. The Vendor's Lien and Superior Title herein retained are hereby transferred, assigned, sold, and conveyed to the payee of the Note, and the successors and assigns of the payee.

When the context requires, singular nouns and pronouns include the plural.

EXECUTED this 23rd day of March, 2022.

Julio C Rosado

Julio C. Rosado

Belinda F. Rosado

Belinda F. Rosado

THE STATE OF Texas §
COUNTY OF Bexar §

Before me, a Notary Public, the foregoing instrument was acknowledged on 23rd day of March, 2022 by Julio C. Rosado and Belinda F. Rosado who personally appeared before me, and who is known to me through Photo ID to be the person(s) who executed it for the purposes and consideration expressed therein, and in the capacity stated.

Amber Volkmann
Notary Public
State of Texas
ID # 12956606-3
My Comm. Expires 10/07/2025

NOTARY PUBLIC, STATE OF Texas

AFTER RECORDING, RETURN TO:

PREPARED IN THE LAW OFFICE OF
Shaddock & Associates, P. C.
2400 N. Dallas Parkway, Ste. 560
Plano, Texas 75093

Filed and Recorded
Official Public Records
Bobbie Koepp, County Clerk
Comal County, Texas
03/24/2022 09:54:14 AM
TERRI 2 Pages(s)
202206013741

Bobbie Koepp

SEE PAGE62

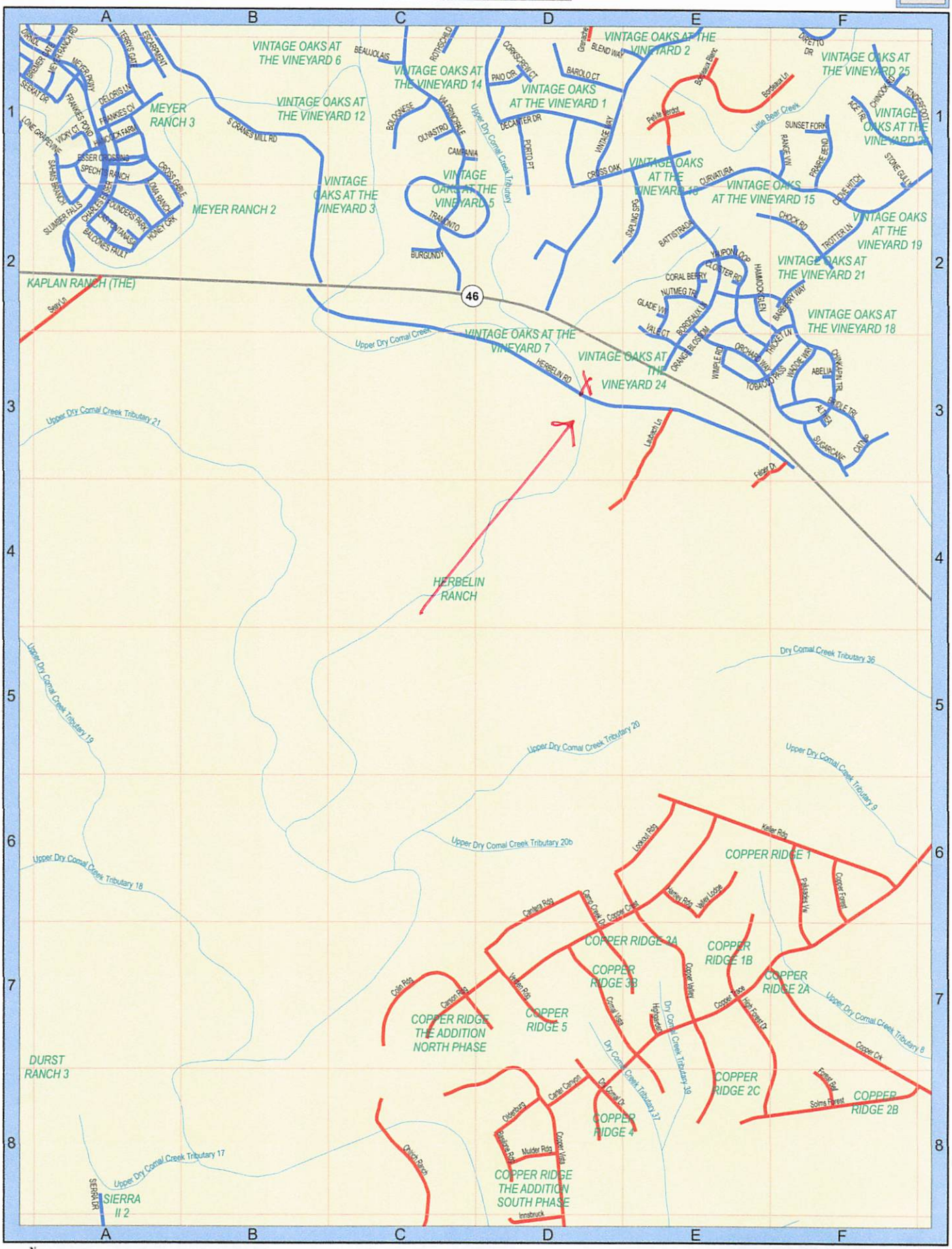

SEE PAGE57

SEE PAGE67

N W E S

0 1,250 2,500 Feet

0 0.25 0.5 Miles

Produced by the Comal County Engineer's Office - 3/1/2026